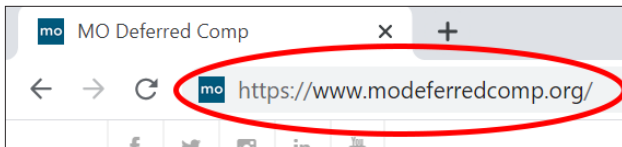


HOW TO RESET YOUR USER ID & PASSWORD

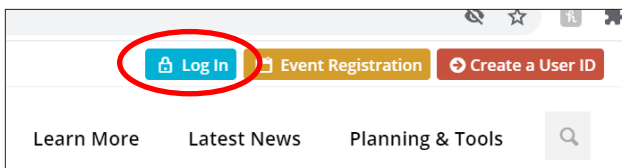


Follow these steps to reset your User ID or password in Account Access.

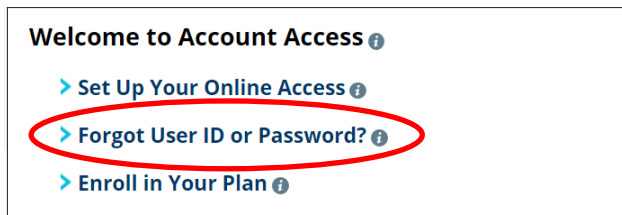
1 Visit www.modeferredcomp.org.



2 Click the blue **Log In** button at the top of the page.



3 Click **Forgot User ID or Password?** link towards the bottom of the page.



5 Enter in your personal information and select your **Reset Option** from the drop down. When complete click **Next**.

6 Follow and complete the prompts on the following page.



NOTE: If you select *Retrieve User ID*, it will send your existing User ID to the email address on file. If you select any of the other options, it will send a security code to the email address on file. Enter that security code in the designated box to complete the process.