

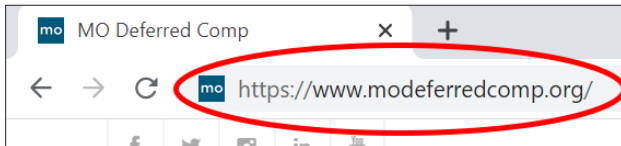
HOW TO LOG ON TO ACCOUNT ACCESS



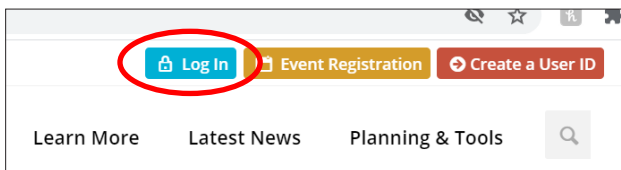
Follow these steps to sign in to your MO Deferred Comp account.

OPTION 1: LOG IN USING THE WEBSITE

- 1 Visit www.modeferredcomp.org.



- 2 Click the blue **Log In** button at the top of the page.



- 3 Enter in your Account Access **User ID** and **Password** and click the blue **Login** button.

User ID:

Password:

Login



NOTE: If you do not have a User ID and password for Account Access, you will need to set up your credentials before attempting to log in through www.modeferredcomp.org. See the directions in the box to the right to set up your online access.

SET UP YOUR ONLINE ACCESS

This is for state employees who have a deferred comp account, but have never logged in through the plan's website.

- 1 Visit www.modeferredcomp.org.
- 2 Click on the blue **Log In** button at the top of the page.
- 3 Click the **Set Up Your Online Access** link on the right side of the page.

Welcome to Account Access ⓘ

- > **Set Up Your Online Access** ⓘ
- > **Forgot User ID or Password?** ⓘ

- 4 Enter in your personal information and click **Next**. A security code will be sent to either the mobile number or email address you have on file. Type the security code into the designated box and click **Next**.

Personal Information

SSN Last 4 digits

Confirm SSN Last 4 digits

Date of Birth

Zip Code I have a non-US address

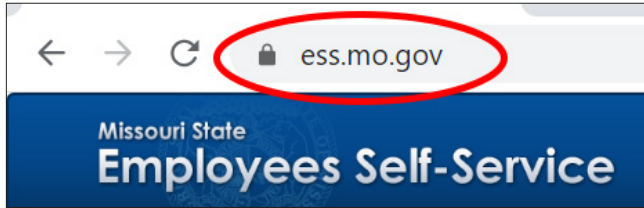


NOTE: If you do not have either on file, you will be asked a series of public information security questions.

- 5 Add your preferred User ID, password, as well as verify your email and mailing address, then click the **Submit** button.
- 6 Once complete, you will be able to log in immediately.

OPTION 2: LOG IN VIA THE ESS PORTAL

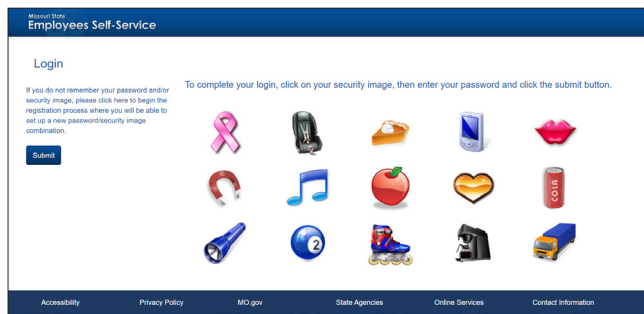
- 1 Visit www.ess.mo.gov.



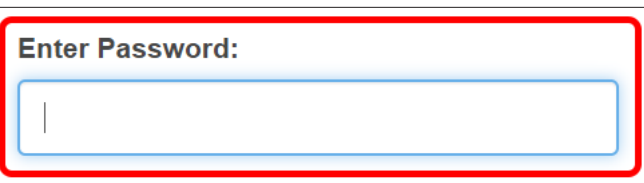
- 2 Enter in your ESS Portal **User ID** and click the blue **Log In** button.

A screenshot of a web form with a red border. It contains the text 'Enter User ID:' followed by a white rectangular input field.

- 3 Select your security image.



- 4 Enter your ESS Portal password and click the **Submit** button.

A screenshot of a web form with a red border. It contains the text 'Enter Password:' followed by a white rectangular input field.

- 5 Once logged in, click the **Follow Links to Benefits Providers** link in the list on the left side of the page. You can also hover over **Benefits** at the top of the page and select **Benefits Links** from the drop down.

Welcome to the Missouri State Employees you will be able to:

- View pay check details
- View leave balance summary information
- **Follow links to benefits providers**
- View W2 information
- Print blank W4 forms
- Change your password or security image
- View training history

- 6 Choose **Log Me In To State of Missouri Deferred Compensation Plan** from the list of benefit providers to be logged in to **Account Access**.

Benefits Links

Log Me In To Commuter Benefits Program (ASI)
Log Me In To Missouri Cafeteria Plan (ASI)
Log Me In To Missouri Consolidated Health Care Plan (MCHCP)
Log Me In To Missouri State Employees' Retirement System (MOSERS)
Log Me In To State of Missouri Deferred Compensation Plan
Take Me To Achieving a Better Life Experience Program
Take Me To Missouri Department of Conservation Employee Benefit Inform
Take Me To Missouri Saving for Tuition Program (MOST)
Take Me To Missouri Volunteer Life Insurance Commission (MVLIC)